

# Fireply X<sup>®</sup> Suggested Fixing Pattern

## FASTMOUNT™ – CONCEALED FIXING SYSTEM

**Walls: 12mm, 18mm**

**2400 x 1200mm**


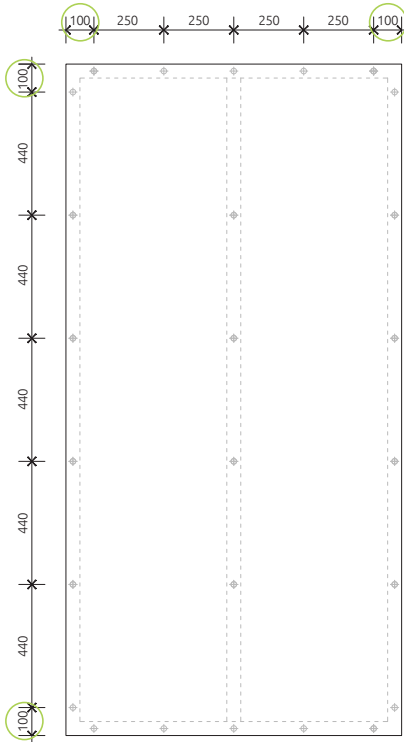
**2390 x 1190mm** (adjust fixings in panel corners to 95mm)

**Ceilings: 12mm**

**Walls: 25mm**

**2400 x 1200mm**

**2390 x 1190mm** (adjust fixings in panel corners to 95mm and 195mm)

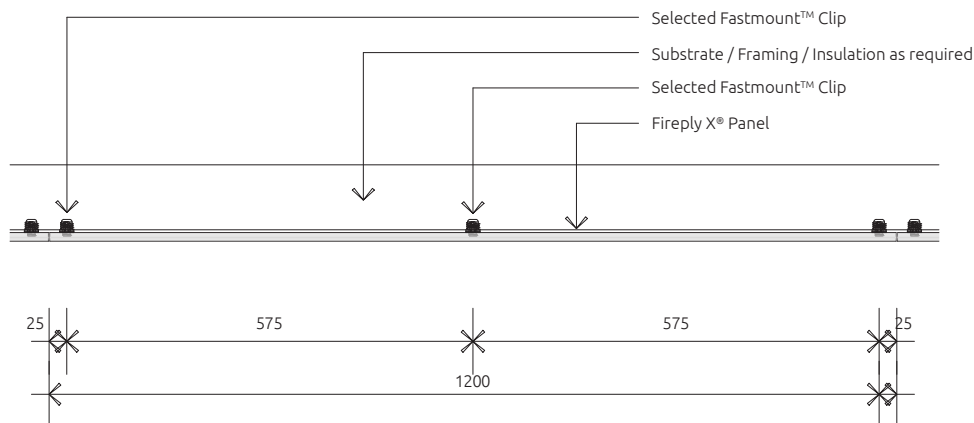


For more information from our expert team on our natural, unique and beautiful timber veneers of exceptional quality:

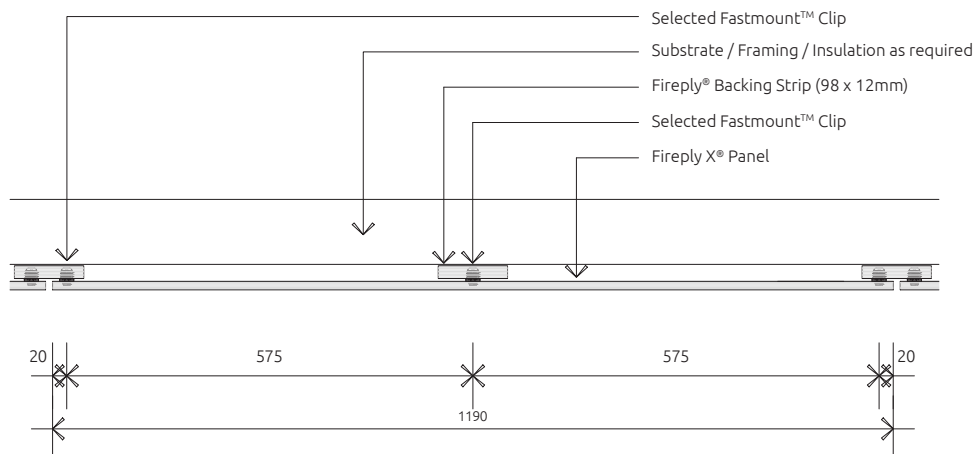
**VISIT**  
matildaveneer.com.au  
**EMAIL**  
hello@matildaveneer.com.au  
**CALL**  
+ 61 7 5594 0655

   /matildaveneer  
matildaveneer.com.au

### TYPICAL SECTION DETAIL



**FASTMOUNT™ – CONCEALED  
FIXING SYSTEM  
2400 X 1200 SHEET  
BUTT JOINTS  
WALLS & CEILINGS**



**FASTMOUNT™ – CONCEALED  
FIXING SYSTEM  
2390 X 1190 SHEET  
10mm EXPRESSED JOINTS  
WALLS & CEILINGS**